

Air barrier

for 129 Series Camera Housings



Installation manual


DESCRIPTION

The **air barrier** is designed to protect front flange of 129 Series camera housings from the formation of dust and other deposits. With the air barrier is recommend the use of optional filter ABFL-01 to clean the air coming usually from a compressor.

MODELS

129ABIR70	Camera housing (L=360 mm) with front window air barrier. Sunshield and heater optional. UFW: 70 mm
129ABIR70-L	Camera housing (L=460 mm) with front window air barrier. Sunshield and heater optional. UFW: 70 mm

UFW: *Usable front window diameter*

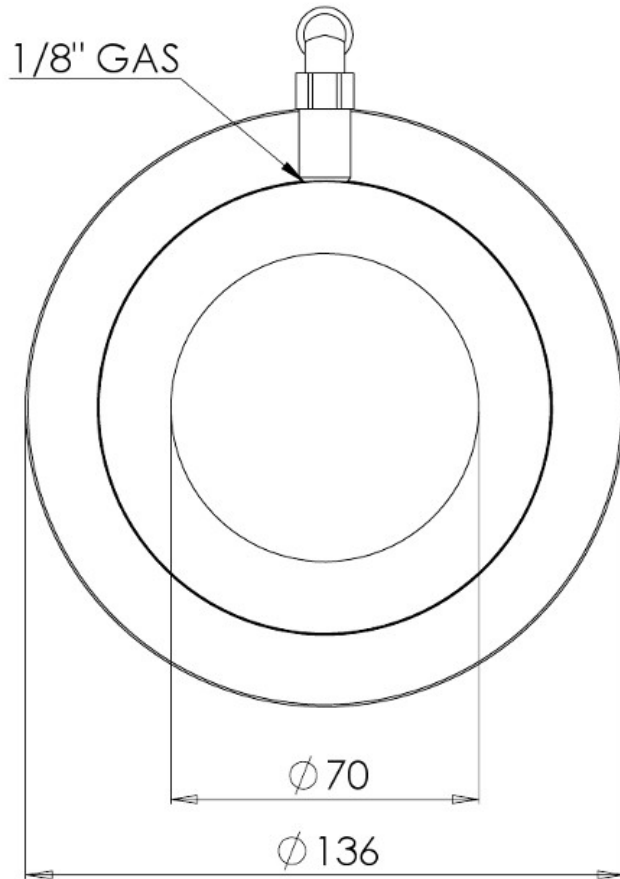
	Prior to installation and operation, read carefully all instructions the in this manual and heed all warnings.
	Unpack this equipment and handle it carefully. If the package appears to be damaged, notify the shipper immediately.
	Use the original packaging to transport the unit. Disconnect power supply before moving it. In case of returning the equipment, the original packaging must be used.
	Use caution when lifting and assembling the unit. It is recommended that non-slip protective gloves be worn during installation. The unit could bear sharp edges.

TECHNICAL DATA

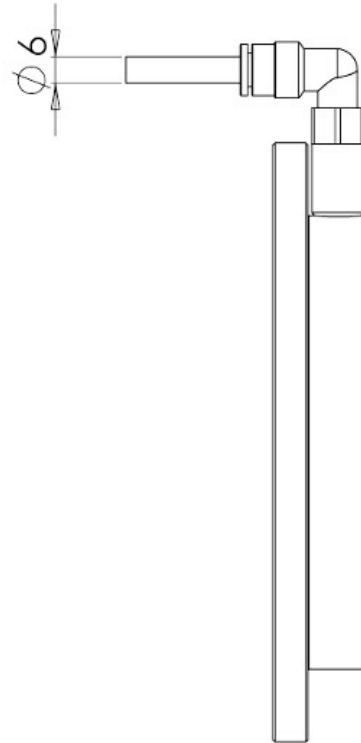
Air inlet through 1/8" GAS threaded hole
 Included super-rapid fitting (inlet Ø 6)
 Dimensions: Ø136x20 mm
 Weight 1kg
 Max inlet air pressure 3 bar

DIMENSIONS

FRONTAL VIEW



SIDE VIEW



Dimensions in millimetres – Tolerances according QMS – Design and product specifications subject to change without notice

TECNOVIDEO

CCTV SYSTEMS AND ACCESSORIES



Website: www.GlobalCCTV.com.au eMail: Info@GlobalCCTV.com.au